

Modular Cooking Range Line EVO900 1/4 Module Ambient Worktop with drawer

ITEM # _____

MODEL # _____

NAME # _____

SIS # _____

AIA # _____



392157 (Z9WTNBN00E)

Ambient worktop with drawer,
1/4 module

Short Form Specification

Item No. _____

To be installed on EVO900 refrigerated base, open base cupboard, bridging supports or cantilever systems. Constructed in stainless steel with Scotch Brite finish. Worktop in 20/10, stainless steel. Right angled side edges eliminate gaps and possible dirt traps between units.

Main Features

- Heavy duty internal frame in Stainless steel.
- Unit to be installed on other 900 line bases.
- Right angled side edges eliminate gaps and possible dirt traps between units.
- Suitable for countertop installation.

Construction

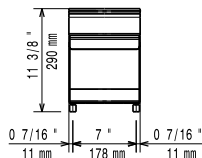
- Stainless steel top provides a heavy duty work surface under any load.
- Unit is 900mm deep to give a larger working surface area.

APPROVAL: _____

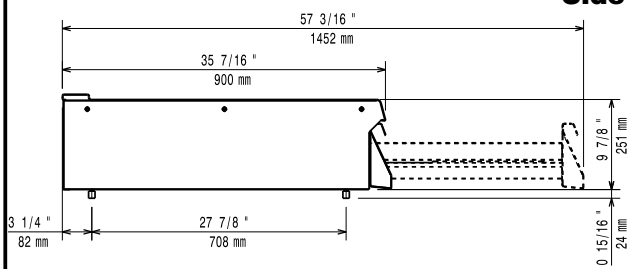
Optional Accessories

- | | | |
|--|------------|--------------------------|
| • Junction sealing kit | PNC 206086 | <input type="checkbox"/> |
| • Support for bridge type installation, 800 mm | PNC 206137 | <input type="checkbox"/> |
| • Support for bridge type installation, 1000 mm | PNC 206138 | <input type="checkbox"/> |
| • Support for bridge type installation, 1200 mm | PNC 206139 | <input type="checkbox"/> |
| • Support for bridge type installation, 1400 mm | PNC 206140 | <input type="checkbox"/> |
| • Support for bridge type installation, 1600 mm | PNC 206141 | <input type="checkbox"/> |
| • Support for bridge type installation, 400 mm | PNC 206154 | <input type="checkbox"/> |
| • Side handrail for right/left hand | PNC 206165 | <input type="checkbox"/> |
| • Frontal handrail 400 mm | PNC 206166 | <input type="checkbox"/> |
| • Frontal handrail 800 mm | PNC 206167 | <input type="checkbox"/> |
| • Large handrail (portioning shelf) 400 mm | PNC 206185 | <input type="checkbox"/> |
| • Large handrail (portioning shelf) 800 mm | PNC 206186 | <input type="checkbox"/> |
| • Frontal handrail 1200 mm | PNC 206191 | <input type="checkbox"/> |
| • Frontal handrail 1600 mm | PNC 206192 | <input type="checkbox"/> |
| • Water column with swivel arm (water column extension not included) | PNC 206289 | <input type="checkbox"/> |
| • Water column extension | PNC 206290 | <input type="checkbox"/> |
| • Chimney upstand, 200 mm | PNC 206302 | <input type="checkbox"/> |
| • 2 side covering panels, height 250 mm, depth 900 mm | PNC 206321 | <input type="checkbox"/> |

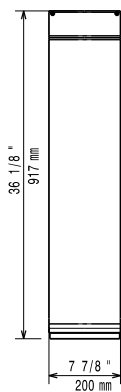
Front



Side



Top



Key Information:

External dimensions, Width:

392157 (Z9WTNBN00E) 200 mm

External dimensions, Depth:

900 mm

External dimensions, Height:

250 mm

Net weight:

13 kg